



TunePat HBOMax Video Downloader

User Manual

Overview

- [Introduction](#)
- [Key Features](#)
- [System Requirements](#)

Purchase & Registration

- [Purchase TunePat HBOMax Video Downloader](#)
- [Register TunePat HBOMax Video Downloader](#)

Installation & Interface

- [Installation](#)
- [Main Interface](#)
- [Menu](#)

Tutorials

- [Log into Max Account](#)
- [Customize Output Settings](#)
- [Search for Max Videos](#)
- [Choose Advanced Settings](#)
- [Download Max Videos](#)
- [Check Download History](#)

Technical Supports

- [Support](#)
- [Contact](#)



Overview

- [Introduction](#)
- [Key Features](#)
- [System Requirements](#)

Introduction

Thanks for using TunePat HBOMax Video Downloader!

[TunePat HBOMax Video Downloader](#) is a professional video downloader that can download movies and shows from the HBO Max service, now, named Max, for all subscribers, including Max with ads users. It supports downloading any Max video in MP4 or MKV format and preserving the original audio tracks and subtitles in many languages. Additionally, it comes with hardware acceleration support and a batch download feature that can make full episodes downloaded at a fast speed. With this powerful tool, users are able to save HD videos (up to 720p) on computers, and freely transfer the downloaded videos to any device.

Key Features

- Download HD movies and TV shows from Max.
- Keep multilingual audio tracks and subtitles.
- Download Max video in MP4/MKV format.
- Download Max video at fast speed.
- No need to install the Max app.
- Free updates & technical support.

System Requirements

Windows:

- Windows 7, 8, 8.1, 10, 11 (32 bits or 64bits);
- 1GHz processor or above;



Tutorial of TunePat HBOMax Video Downloader

- 512 megabytes (MB) or higher of RAM;
- 1GB of available hard-disk space or higher;
- 1024*768 resolution display or higher Monitor.

Mac:

- Mac OS X 10.15 or above;
- 1GHz processor or above;
- 512gabytes (MB) or higher of RAM;
- 1GB of available hard-disk space or higher;
- 1024*768 resolution display or higher Monitor.



Purchase & Registration

- [Purchase TunePat HBOMax Video Downloader](#)
- [Register TunePat HBOMax Video Downloader](#)

Purchase TunePat HBOMax Video Downloader

To buy a license key for TunePat HBOMax Video Downloader for Windows, click [here](#).

To buy a license key for TunePat HBOMax Video Downloader for Mac, click [here](#).

1. Why should I buy TunePat HBOMax Video Downloader?


The trial version of TunePat HBOMax Video Downloader only enables users to download the first 5 minutes of each video. After you purchase the product, you will get the register email and register code to unlock the limitations.

2. What benefits do I have after registration?

- Unlimited use during the subscription period without any function restrictions.
- FREE upgrades to the latest versions of the same product.
- FREE technical support.

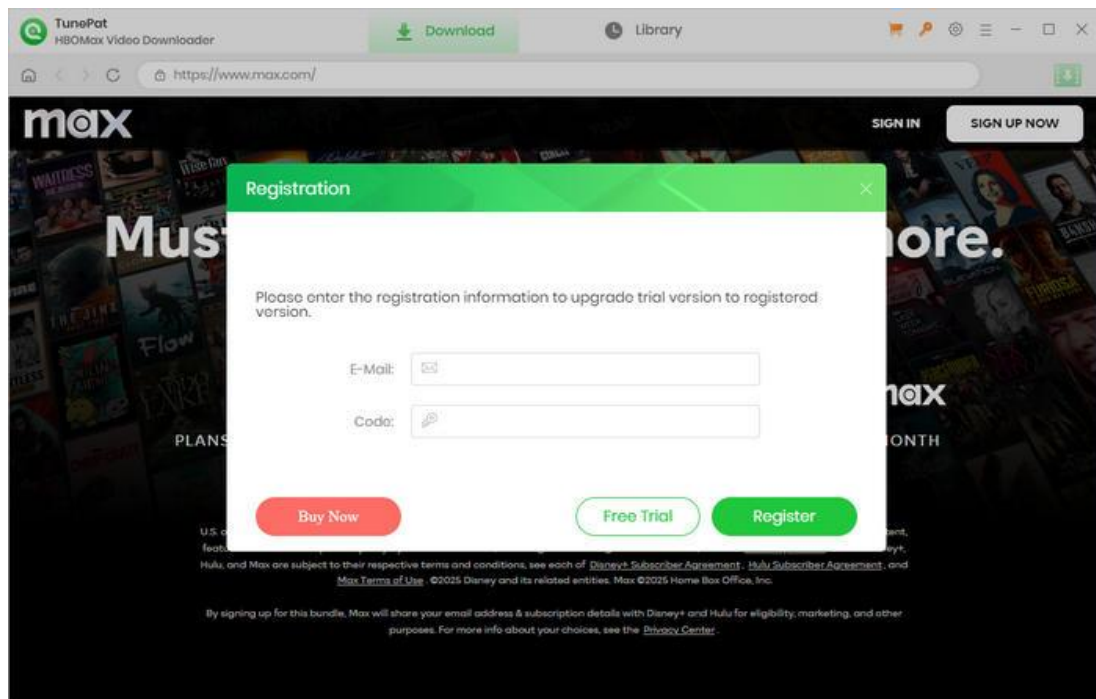


Register TunePat HBOMax Video Downloader

Step 1: Run TunePat HBOMax Video Downloader on Windows PC or Mac, click the Menu button at the upper right corner of the interface and choose “Register” in the drop-down menu. Or you can directly click on  icon to open the registration window.

Step 2: Copy and paste the **registration email** and **code** you received into the registration popup window, then click “**Register**” button.

Step 3: Once finished the registration process, the limitations of the trial version will be removed.



Tips:

1. Make sure your computer is well-connected with the Internet.
2. We suggest you should just copy & paste the registration information into the popup dialog.
3. Make sure both registration email and registration key are provided by our company after purchasing. If you have not paid, please click “**Buy Now**” to get a license.



Installation & Interface

- [Installation](#)
- [Main Interface](#)
- [Menu](#)

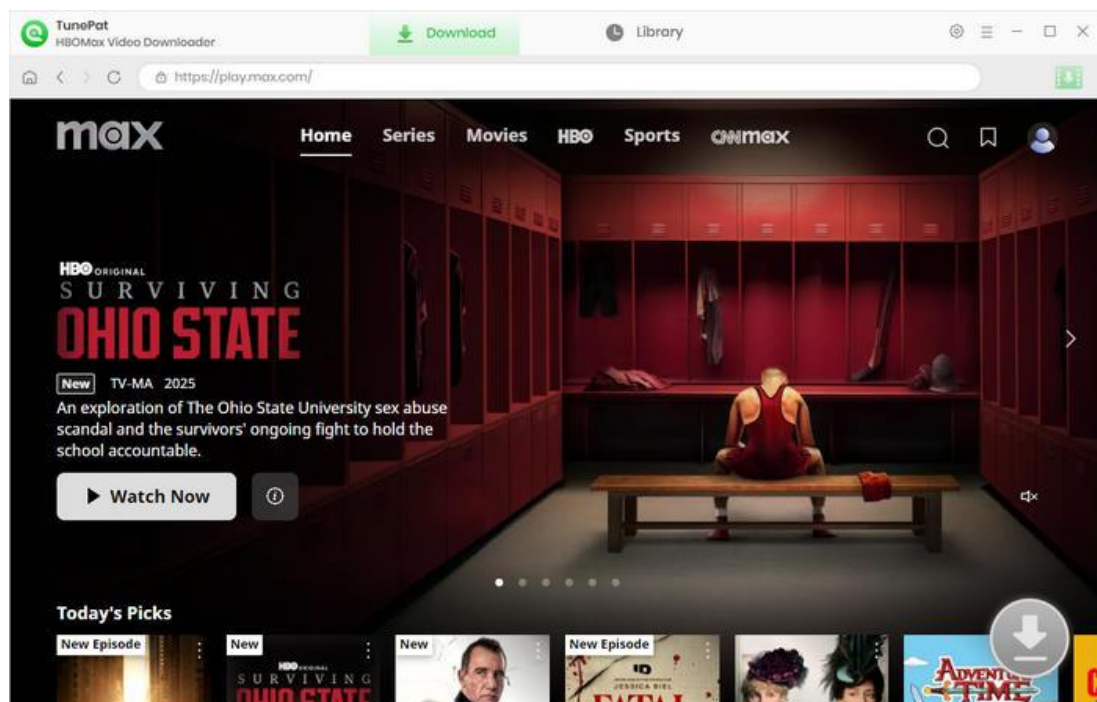
Installation

To install this product, please refer to the following steps:

1. Download the latest version of TunePat HBOMax Video Downloader through [Download Center](#).
2. Double click the "tunepat-hbomax-video-downloader.exe(.zip)" file to accomplish a "single-click install".
3. After installing, you can double-click TunePat icon to launch the program.

Main Interface


Launch TunePat HBOMax Video Downloader on your computer, you will see the main interface as below:

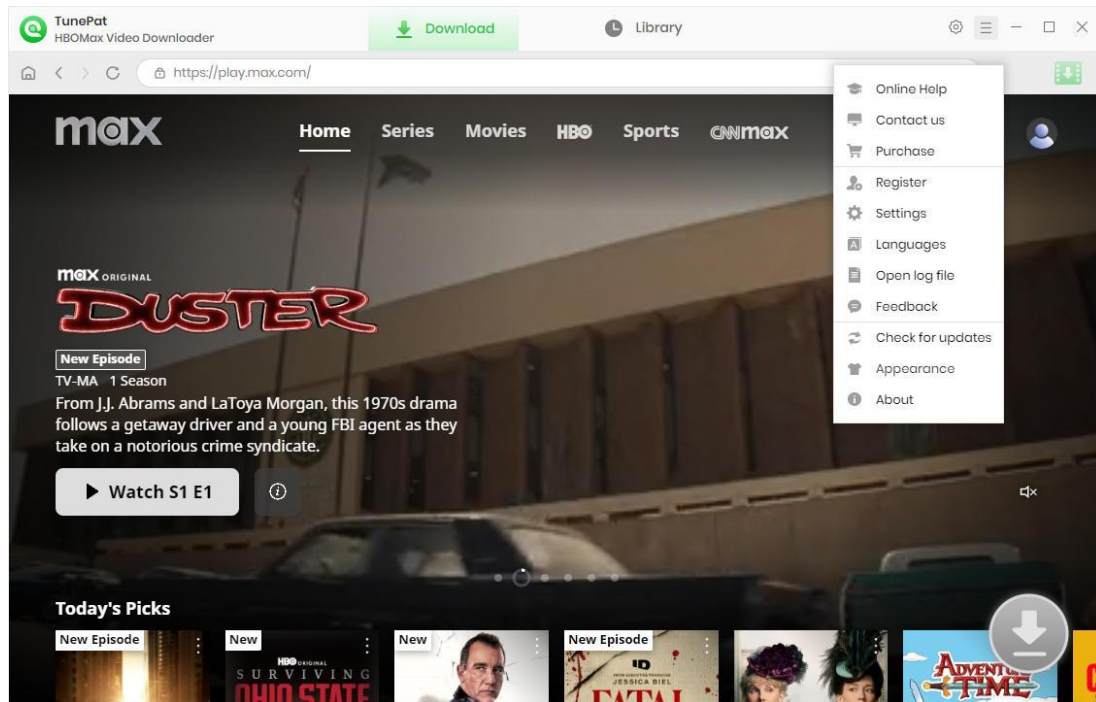




Tutorial of TunePat HBOMax Video Downloader

Menu

Click  button on the upper right corner of the main interface. In the drop-down menu list, you can open the registration window, go to the settings window to customize the output settings, or change the language or appearance of the program. If you have any questions about the program, you can get online help here as well.





Tutorials

- [Log into Max Account](#)
- [Customize Output Settings](#)
- [Search for Max Videos](#)
- [Choose Advanced Settings](#)
- [Download Max Videos](#)
- [Check Download History](#)

Log into Max Account

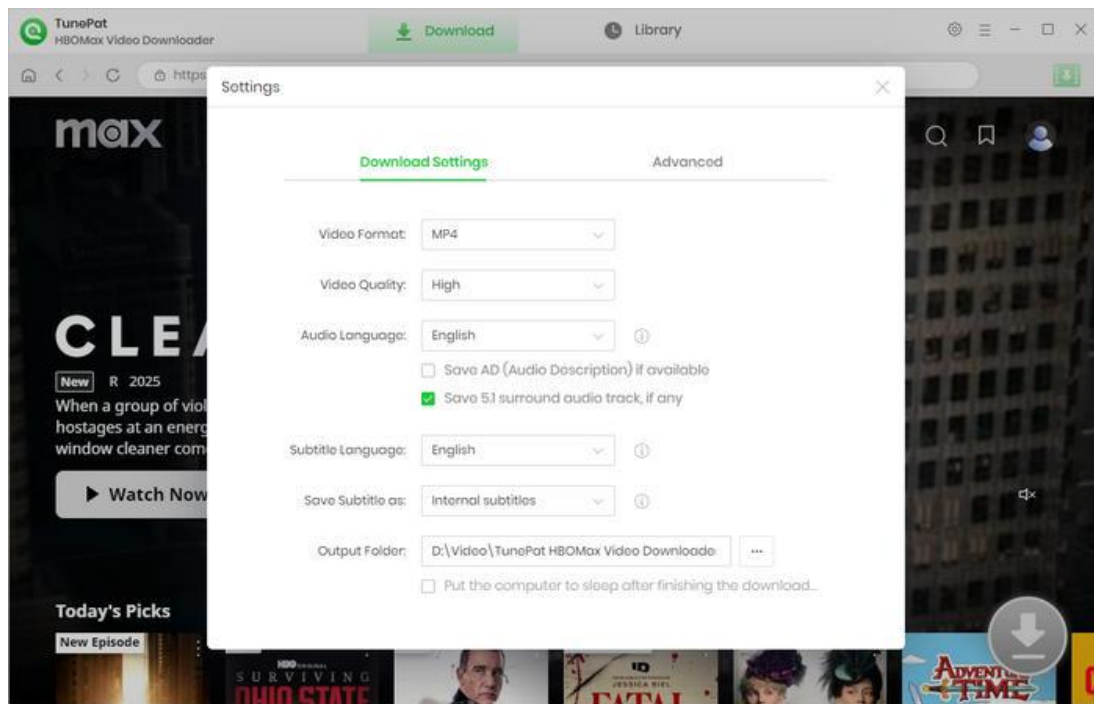
Launch TunePat HBOMax Video Downloader, then click "**SIGN IN**" to log in to Max with your account.

The screenshot shows the TunePat HBOMax Video Downloader application window. The title bar includes the TunePat logo, the text "TunePat HBOMax Video Downloader", a green "Download" button, and a "Library" button. The browser address bar shows the URL "https://auth.max.com/login?flow=login". The main content area is the Max "Sign In" page, which has a dark background. At the top left is the "max" logo, and at the top right is a "Sign Up Now" link. The central heading is "Sign In" in large white text. Below it, a message reads: "Enter your email address to get started. If you're already a Max subscriber, enter the email associated with that account." There is a white input field labeled "Email Address". Below the input field is a white "Continue" button. At the bottom, there is a section titled "Don't have a Max account yet?" with the text "If you get Max through a mobile, internet, or TV provider, [create a Max account.](#)". A blue speech bubble icon is located in the bottom right corner of the page.



Customize Output Settings

Click the **“Setting”** button on the upper right corner of the interface to open the settings window. You can choose the video format (MP4 or MKV), video quality (High, Medium, and Low), the languages of audio tracks and subtitles, the output path, and more.

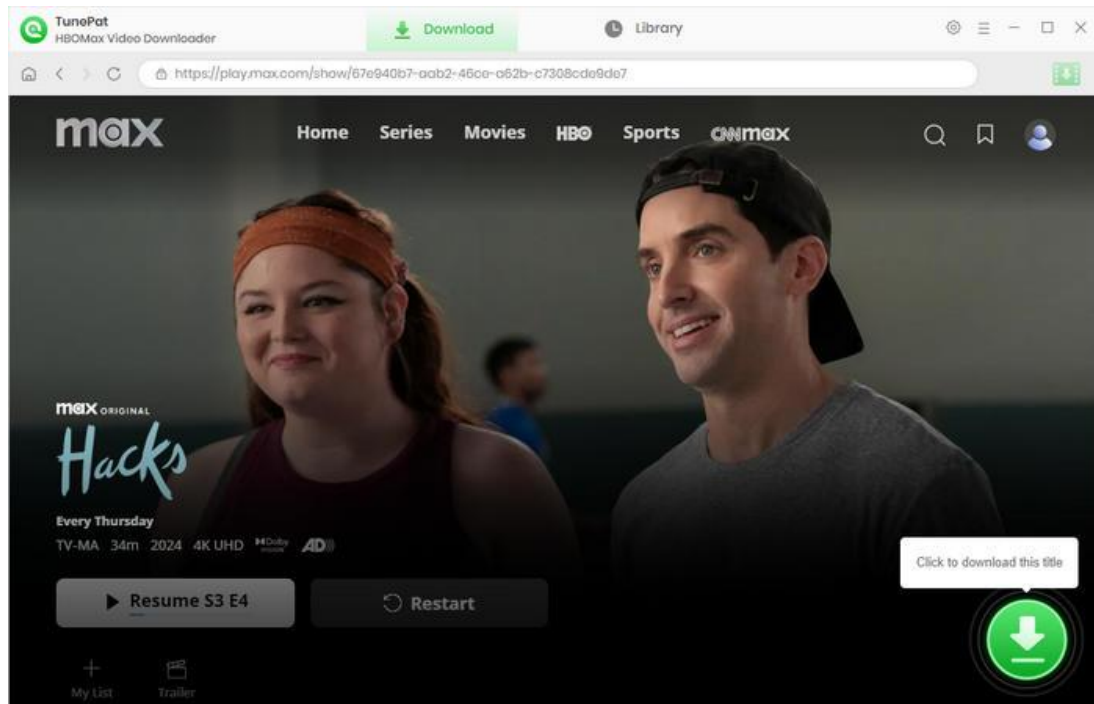




Tutorial of TunePat HBOMax Video Downloader

Search for Max Videos

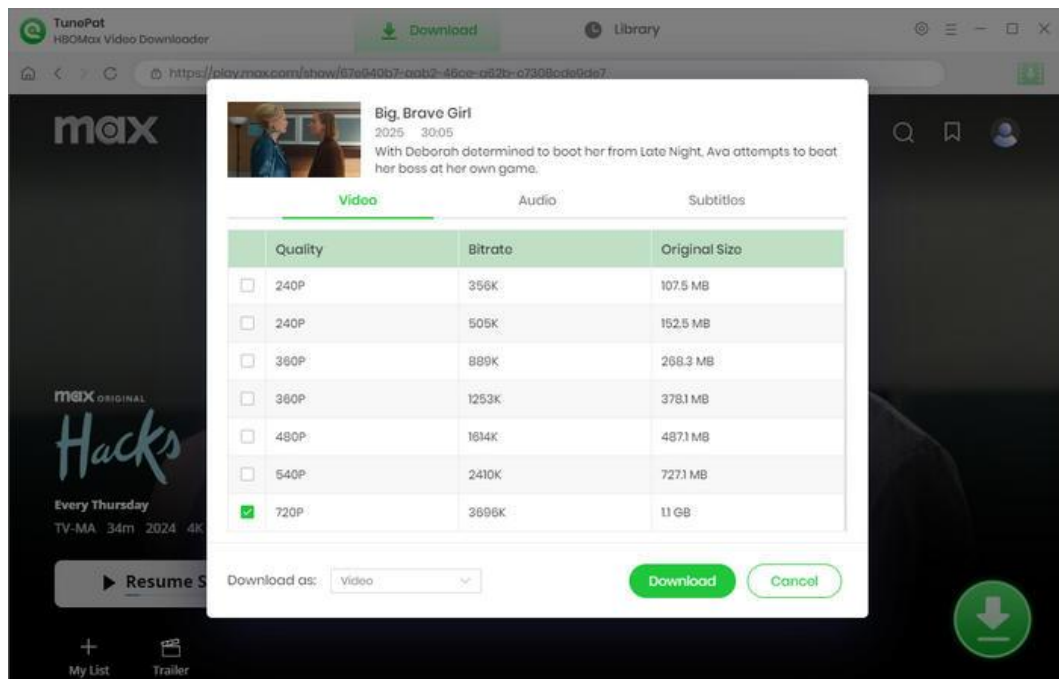
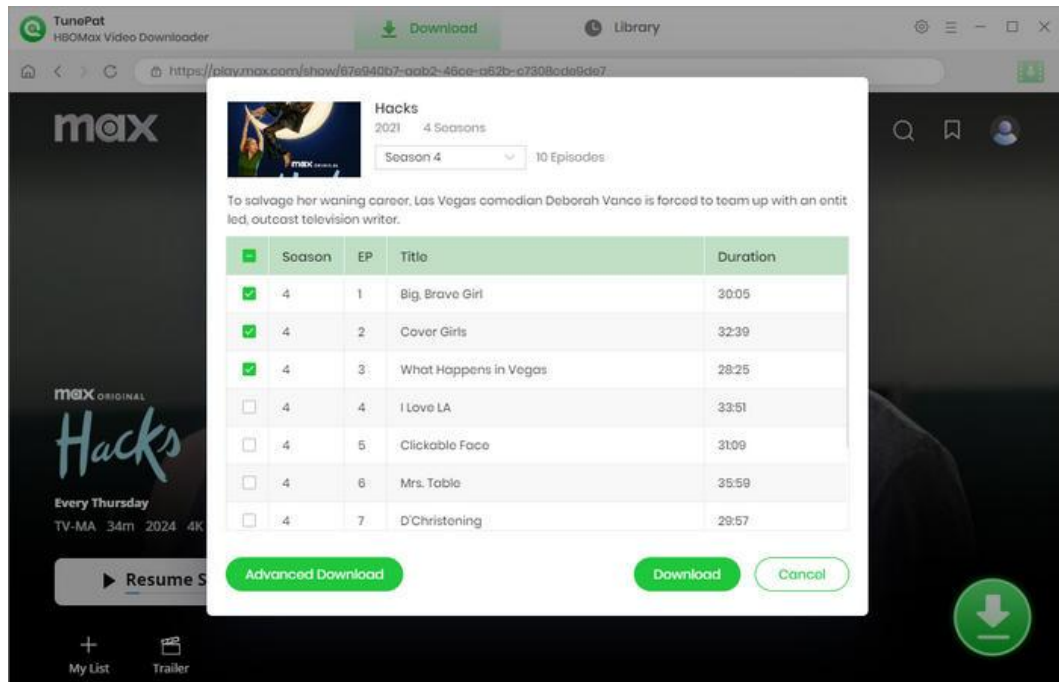
Browse and find the video you want to download. You can search for the title with the search feature of Max, or enter the keywords or URL of the video into the address bar of TunePat. Then click to open the details page.





Choose Advanced Settings

If you are downloading a TV show, you can choose the seasons and episodes first. And then click the **"Advanced Download"** button in the lower left corner to select video quality, audio, and subtitles. If you are downloading a movie, the advanced download settings window will pop up automatically after clicking the arrow.

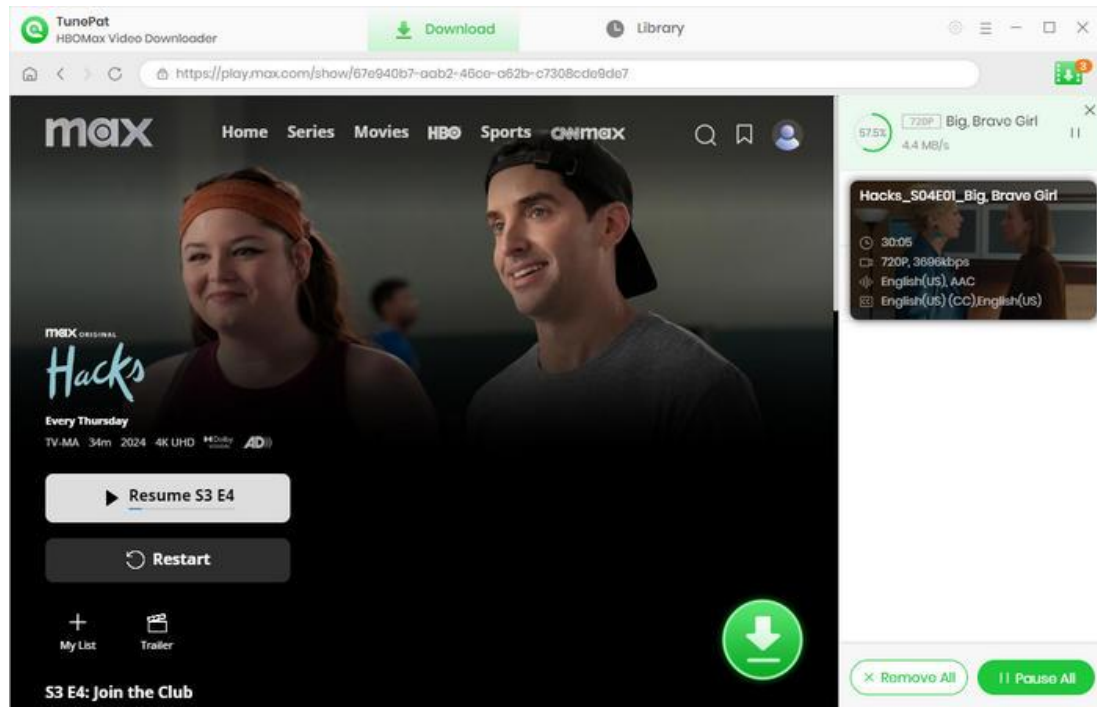




Tutorial of TunePat HBOMax Video Downloader

Download Max Videos

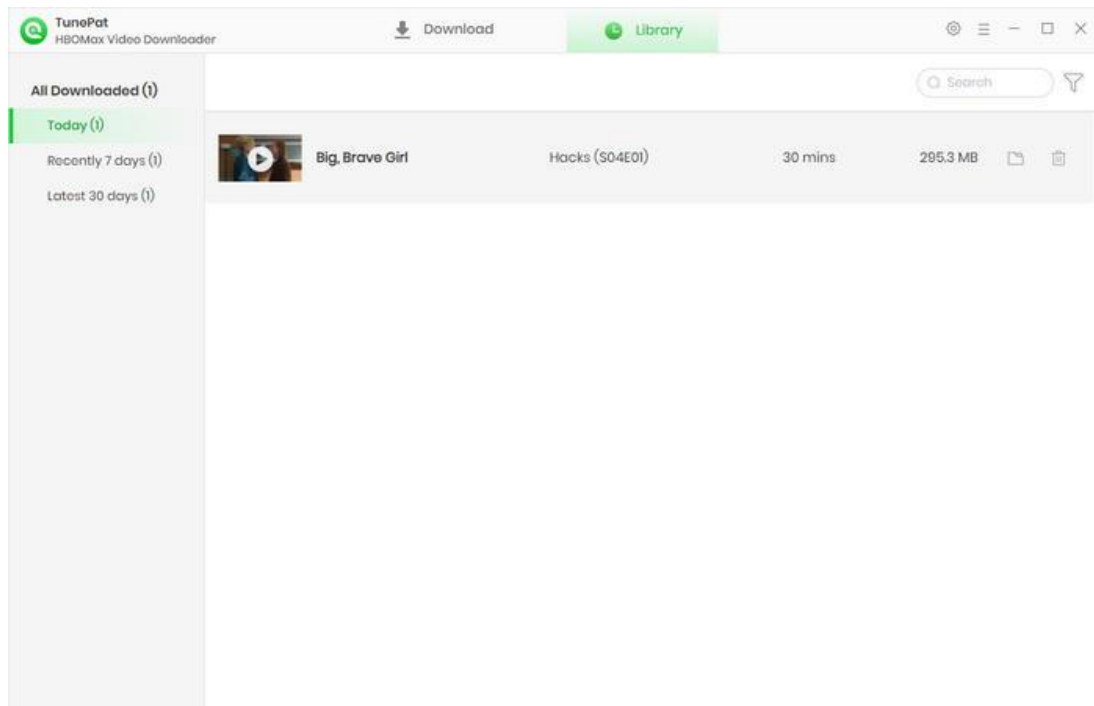
Click the "**Download**" button and TunePat will start downloading the video. The video will be stored on your computer based on the settings in previous steps. If you want to add new videos to the download queue, just repeat the above steps.





Check Download History

After downloading, you can check the download history by clicking "**Library**" tab. Here you can find all videos that you've downloaded.





Technical Supports

- [Support](#)
- [Contact](#)

Support

For more information, please visit TunePat's Official Website!

Homepage: <https://www.tunepat-video.com/>

Product Page: <https://www.tunepat-video.com/hbomax-video-downloader.html>

If you meet any problem, you may help yourself with TunePat FAQ!

FAQS Page: <https://www.tunepat-video.com/support/faq-hbomax-video-downloader.html>

Support Page: <https://www.tunepat-video.com/hbomax-video-downloader/online-help.html>

Contact

If you meet any problem when using our products, please contact TunePat technical support team for further assistance. Technical support inquiry, suggestion, feedback, proposal, compliments, or even criticism, are all welcome.

We are always ready to serve you with prompt and useful email support. From Monday to Sunday, we will answer your emails within 48 hours. Please allow time lag due to different time zones.

Support Email: support@tunepat.com