



TunePat DisneyPlus Video Downloader

User Manual

Overview

- [Introduction](#)
- [Key Features](#)
- [System Requirements](#)

Purchase & Registration

- [Purchase TunePat DisneyPlus Video](#)

[Downloader](#)

- [Register TunePat DisneyPlus Video](#)

[Downloader](#)

Installation & Interface

- [Installation](#)
- [Main Interface](#)
- [Menu](#)

Tutorials

- [Log into Disney+ Account](#)
- [Customize Output Settings](#)
- [Select Disney+ Video to Download](#)
- [Choose Advanced Download Settings](#)
- [Download Disney+ Videos](#)
- [Check Download History](#)

Technical Supports

- [Support](#)
- [Contact](#)



Overview

- [Introduction](#)
- [Key Features](#)
- [System Requirements](#)

Introduction

Thanks for using TunePat DisneyPlus Video Downloader!

[TunePat DisneyPlus Video Downloader](#) is a powerful video downloading tool that enables you to download on-demand movies and TV shows from Disney+. You don't need to install the Disney+ app, since the program has a built-in Disney+ web player. TunePat DisneyPlus Video Downloader allows you to download Disney+ videos in MP4 or MKV format, save multilingual audio tracks and subtitles, as well as keep Disney+ videos in HD quality as you need.

TunePat DisneyPlus Video Downloader is highly compatible with Windows and Mac and has a concise and user-friendly interface. The fast download speed is also a highlight of the program. The batch download can help you download all episodes of one season of TV shows with one click.

Key Features

- Download Disney+ movies and TV shows in full 720p.
- Download Disney+ videos in MP4 or MKV format.
- Keep multilingual audio tracks (including 5.1 audio) and subtitles.
- Powerful search function by keywords/URL.
- Download Disney+ video at a fast speed.
- Free technical support and software upgrades.
- No need to install the Disney+ app.



System Requirements

Windows:

- Windows 7, 8, 8.1, 10, 11 (32 bits or 64bits);
- 1GHz processor or above;
- 512 megabytes (MB) or higher of RAM;
- 1GB of available hard disk space or higher;
- 1024*768 resolution display or higher Monitor.

Mac:

- Mac OS X 10.15 or above;
- 1GHz processor or above;
- 512gabytes (MB) or higher of RAM;
- 1GB of available hard disk space or higher;
- 1024*768 resolution display or higher Monitor.



Purchase & Registration

- [Purchase TunePat DisneyPlus Video Downloader](#)
- [Register TunePat DisneyPlus Video Downloader](#)

Purchase TunePat DisneyPlus Video Downloader

To buy a license key for TunePat DisneyPlus Video Downloader for Windows, click [here](#).

To buy a license key for TunePat DisneyPlus Video Downloader for Mac, click [here](#).

1. Why should I buy TunePat DisneyPlus Video Downloader ?

The trial version of TunePat DisneyPlus Video Downloader enables you to download only the first 5 minutes of each video. After purchasing the product, you will get the register email and register code to unlock the limitations.

2. What benefits do I have after registration?

- Unlimited use during the subscription period without any function restrictions.
- FREE upgrades to the latest versions of the same product.
- FREE technical support.

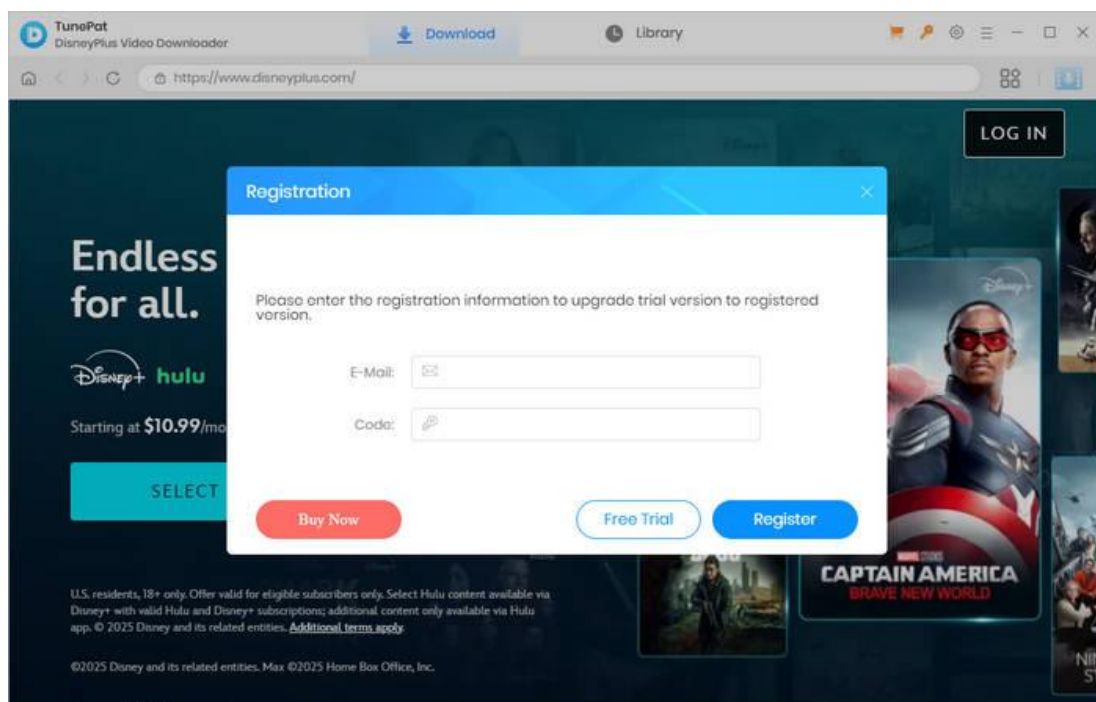


Register TunePat DisneyPlus Video Downloader

Step 1: Run TunePat DisneyPlus Video Downloader on your Windows PC or Mac, click the **“Menu”** button at the upper right corner of the interface, and choose **“Register”** in the drop-down menu. Or you can directly click on the key icon to open the registration window.

Step 2: Copy and paste the **registration email** and **code** you received into the registration popup window, then click on the **“Register”** button.

Step 3: Once finishing the registration process, the limitations of the trial version will be removed.





Tips:

1. Make sure your computer is well-connected with the Internet.
2. We suggest you should just copy & paste the registration information into the popup dialog.
3. Make sure both the registration email and registration key are provided by our company after purchasing. If you have not paid, please click **"Buy Now"** to get a license.
4. Please make sure the registration email and registration key you entered are both complete and correct, otherwise an error message will pop up as below:

Registration

Please enter the registration information to upgrade trial version to registered version.

E-Mail:

Code:

The registration information must be entered exactly as they appear in your confirmation email. Using the copy and paste method to enter the license is recommended.

Buy Now

Free Trial

Register



Installation & Interface

- [Installation](#)
- [Main Interface](#)
- [Menu](#)

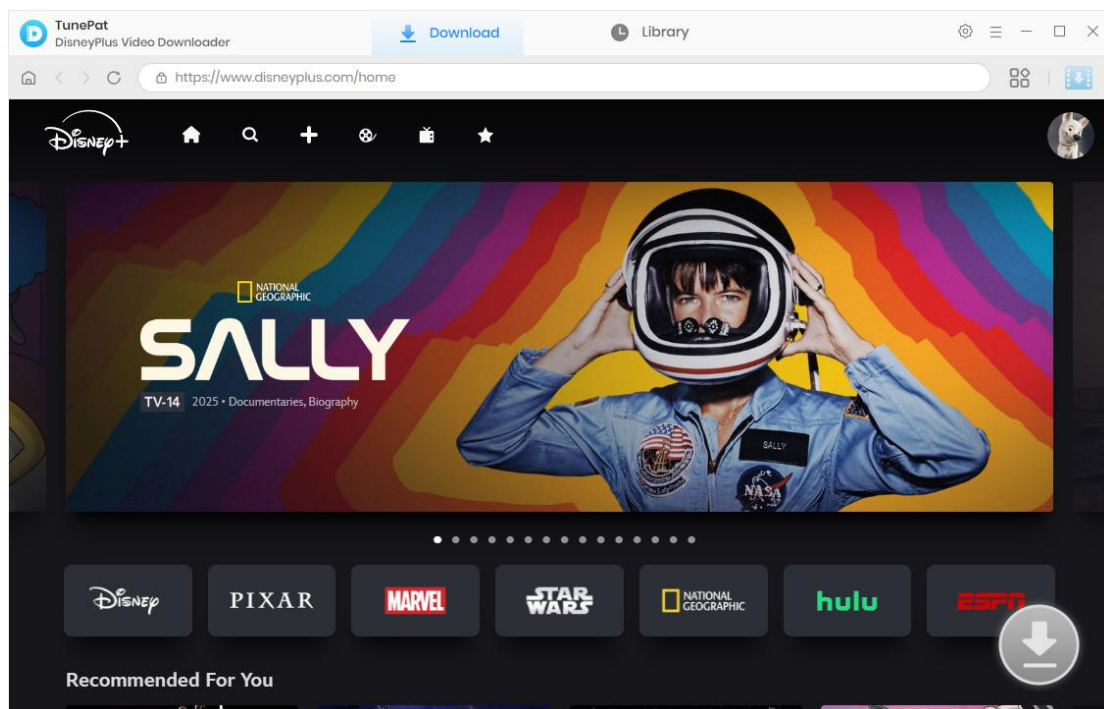
Installation

To install this product, please refer to the following steps:

1. Download the latest version of TunePat DisneyPlus Video Downloader through TunePat's [Download Center](#).
2. Double-click the "tunepat-disneyplus-video-downloader.exe(.zip)" file to accomplish a "single-click install".
3. After installing, you can double-click the TunePat icon to launch the program.

Main Interface

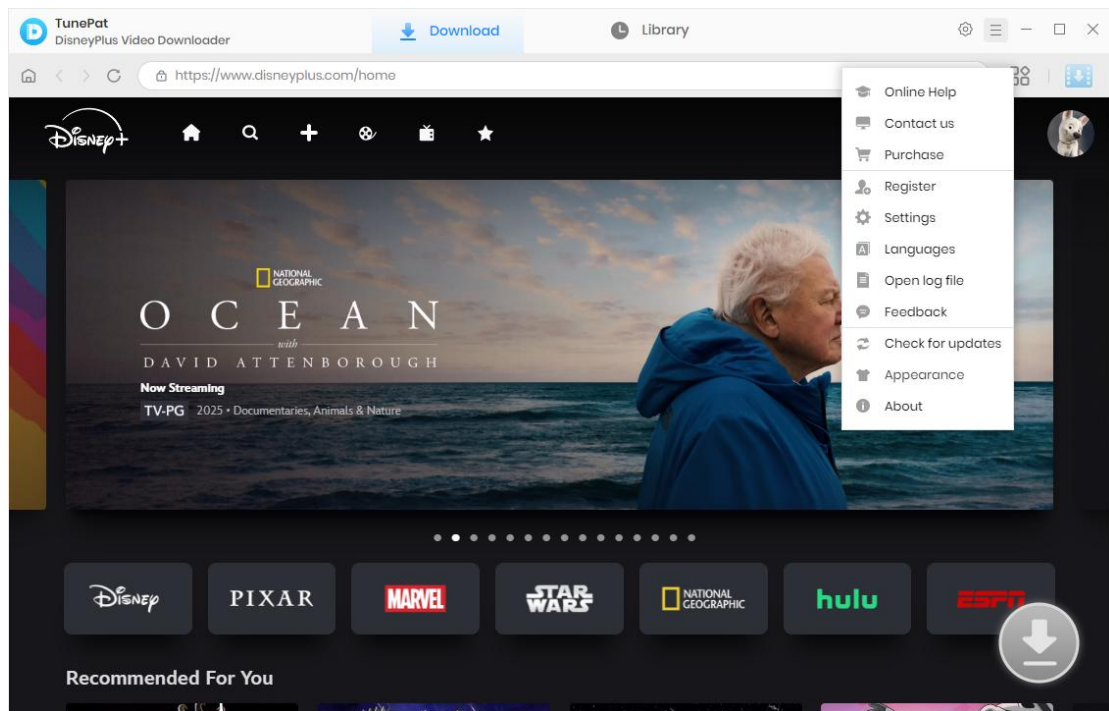
Launch TunePat DisneyPlus Video Downloader, and you will see the main interface below:





Menu

Click the **“Menu”** button on the upper right corner of the main interface, you will see the drop-down list. Here you can change the language of the program, check for updates to get the latest version, and get online help if you have any questions about the program.



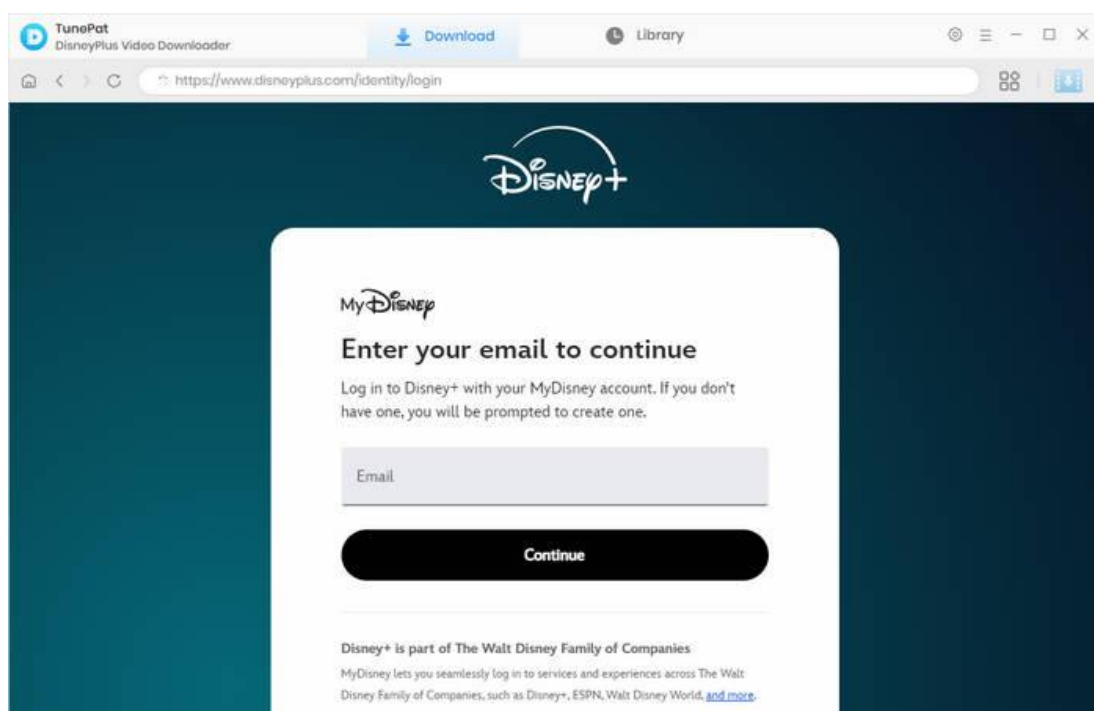


Tutorials

- [Log into Disney+ Account](#)
- [Customize Output Settings](#)
- [Select Disney+ Video to Download](#)
- [Choose Advanced Download Settings](#)
- [Download Disney+ Videos](#)
- [Check Download History](#)

Log into Disney+ Account

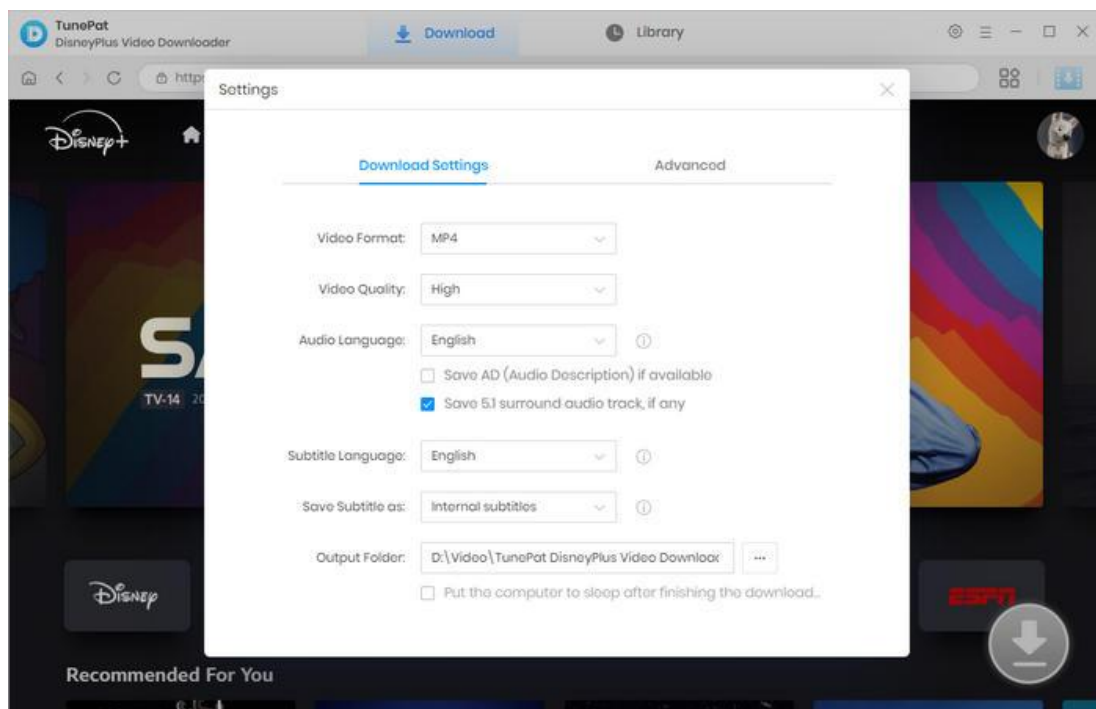
After launching TunePat DisneyPlus Video Downloader, choose to download videos from Disney Plus or Hotstar. Then you will see the built-in web player, asking you to log in with your Disney+ account. Follow the tips to enter your account information.





Customize Output Settings

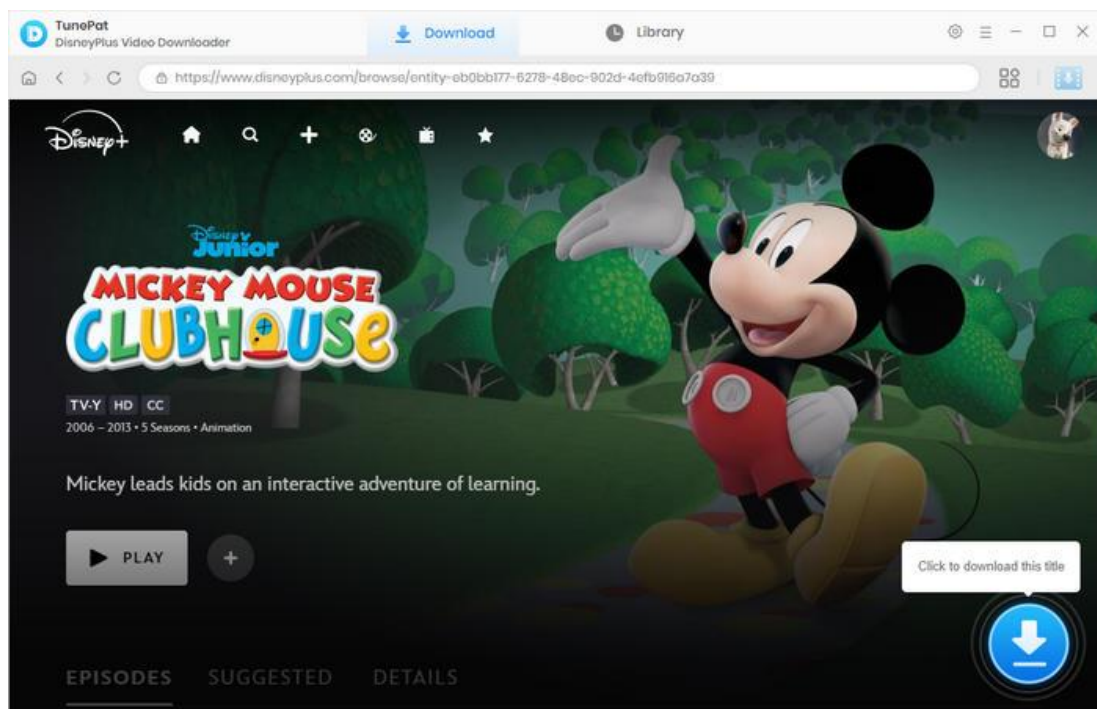
Click on the **“Setting”** button in the upper right corner to choose the output settings, including the video format (MP4 or MKV), video quality (High, Medium, and Low), the languages of audio tracks and subtitles, etc.





Select Disney+ Video to Download

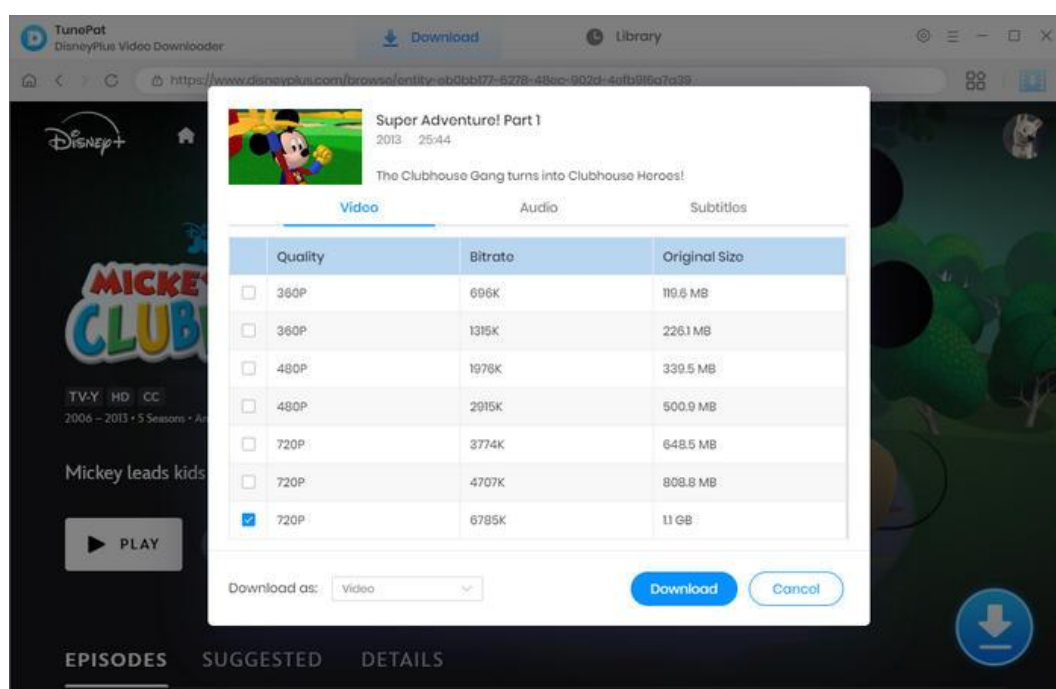
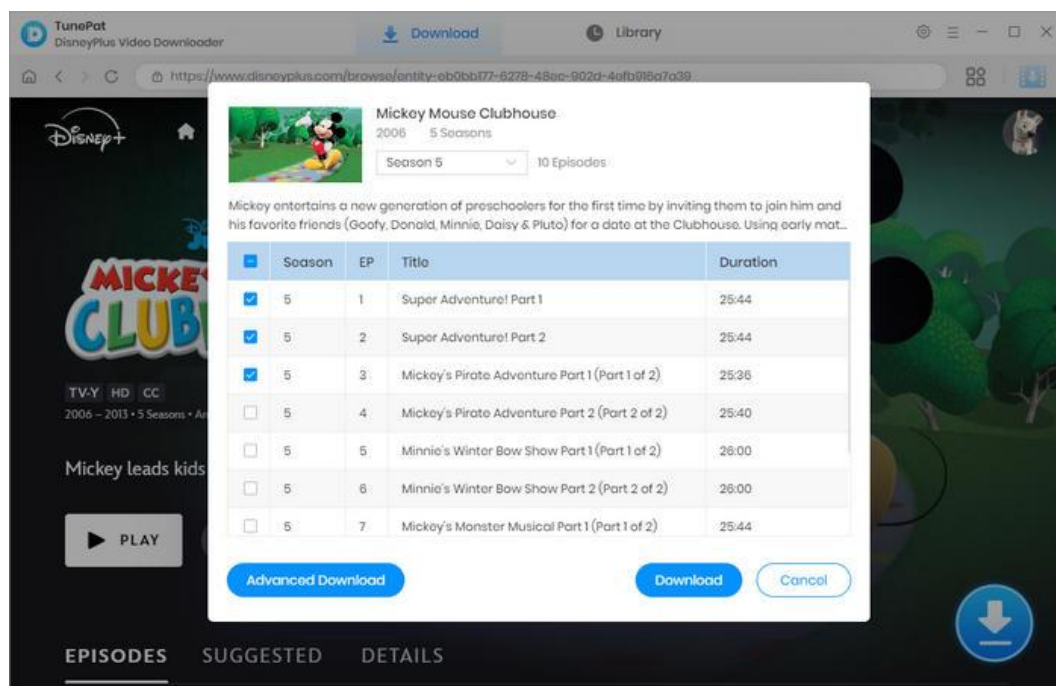
Search for Disney+ videos by entering the name or URL into TunePat's search bar. TunePat will find the related videos for your reference. Or you can browse the web player to locate your desired video. Open it and hit on the blue **"Click to download this title"** in the bottom right.





Choose Advanced Download Settings

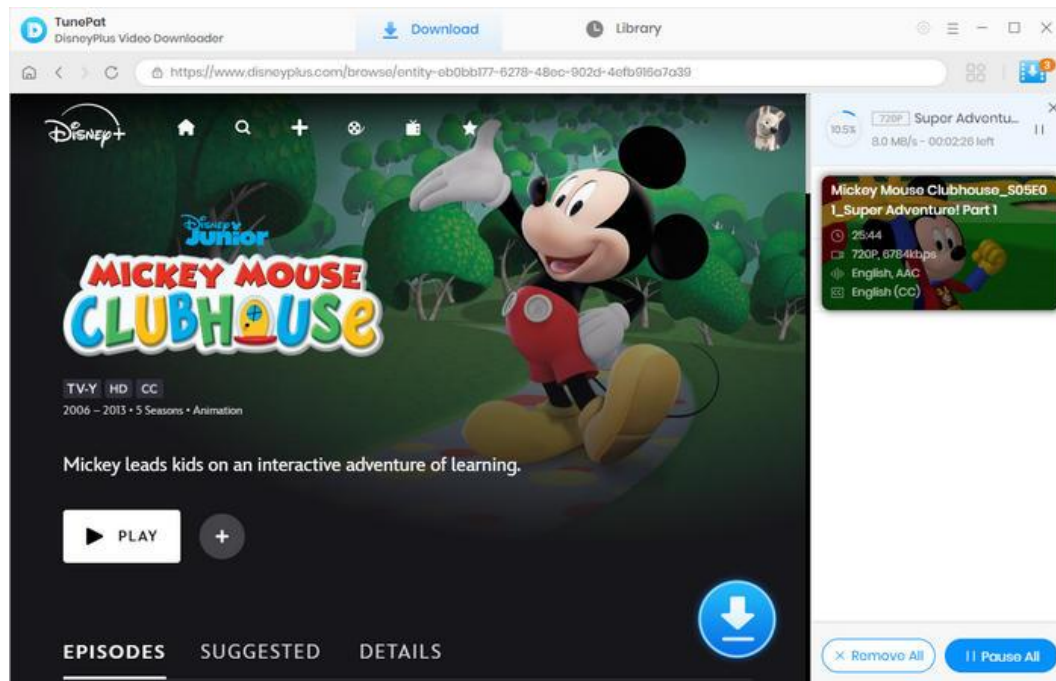
In the advanced download settings window, you can select specific video quality, audio track, and subtitle for the selected videos. If you are downloading a TV show, please select your wanted season and episodes first, then click the **“Advanced Download”** button to open the advanced download window. If you are downloading a movie, you get the options directly.





Download Disney+ Videos

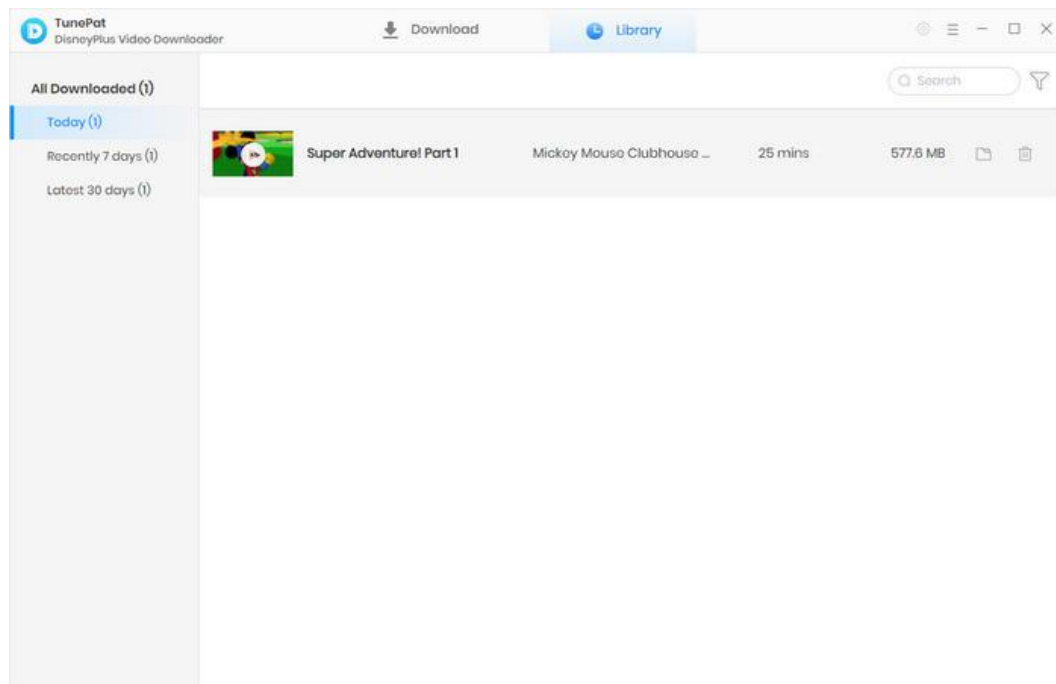
Click the **“Download”** button, and TunePat will start downloading the video. The downloading process will be shown on the right side of the screen. When you want to add more videos to the download queue, simply repeat the previous process.





Check Download History

After downloading, you can check the download history by clicking the **“Library”** tab. Here you can find all the videos that you’ve downloaded.





Technical Supports

- [Support](#)
- [Contact](#)

Support

For more information, please visit TunePat's Official Website!

Homepage: <https://www.tunepat-video.com/>

Product Page: <https://www.tunepat-video.com/disneyplus-video-downloader.html>

If you meet any problem, you may help yourself with TunePat FAQ!

FAQS Page: <https://www.tunepat-video.com/support/faq-disneyplus-video-downloader.html>

Support Page: <https://www.tunepat-video.com/disneyplus-video-downloader/online-help.html>

Contact

If you encounter any problem when using our products, please contact the TunePat technical support team for further assistance. Technical support inquiries, suggestions, feedback, proposals, compliments, or even criticism, are all welcome.

We always strive to serve you with prompt and useful email support. From Monday to Sunday, we will answer your emails within 48 hours. Please allow time lag due to different time zones.

Support Email: support@tunepat.com