



TunePat Amazon Video Downloader

User Manual

Overview

- [Introduction](#)
- [Key Features](#)
- [System Requirements](#)

Purchase & Registration

- [Purchase TunePat Amazon Video](#)

[Downloader](#)

- [Register TunePat Amazon Video](#)

[Downloader](#)

Installation & Interface

- [Installation](#)
- [Main Interface](#)
- [Menu](#)

Tutorials

- [Log in to Amazon Account](#)
- [Customize the Output Settings](#)
- [Search for Amazon Video](#)
- [Select Advanced Download Settings](#)
- [Download Amazon Video](#)
- [Check Download History](#)

Technical Supports

- [Support](#)
- [Contact](#)



Overview

- [Introduction](#)
- [Key Features](#)
- [System Requirements](#)

Introduction

Thanks for using TunePat Amazon Video Downloader!

[TunePat Amazon Video Downloader](#) is a professional video downloading tool for Amazon Prime Video that can download thousands of movies and TV shows from Prime Video in MP4 and MKV format to local Windows PC and Mac. With the fast information process system, it has the ability to pinpoint the videos quickly. What's more, TunePat Amazon Video Downloader allows you to download any Amazon Prime Video in HD quality (up to 1080p) with multi-language audio tracks and subtitles kept.

Key Features

- Download movies & TV shows from Prime Video.
- Download Prime Video in MP4 and MKV format.
- Support downloading videos in HD quality.
- Keep audio tracks and subtitles in all languages.
- No need to install Prime Video app.
- Download videos in batch at a fast speed.
- Free updates & technical support.

System Requirements

Windows:

- Windows 7, 8, 10, 11 (32bit or 64 bit);
- 1GHz processor or above;
- 512 megabytes (MB) or higher of RAM;
- 1GB of available hard-disk space or higher;



Tutorial of TunePat Amazon Video Downloader

- 1024*768 resolution display or higher Monitor.

Mac:

- Mac OS X 10.15 or above;
- 1GHz processor or above;
- 512 megabytes (MB) or higher of RAM;
- 1GB of available hard disk space or higher;
- 1024*768 resolution display or higher Monitor.



Purchase & Registration

- [Purchase TunePat Amazon Video Downloader](#)
- [Register TunePat Amazon Video Downloader](#)

Purchase TunePat Amazon Video Downloader

To buy a license key for TunePat Amazon Video Downloader for Windows, click [here](#).

To buy a license key for TunePat Amazon Video Downloader for Mac, click [here](#).

1. Why should I buy TunePat Amazon Video Downloader?

The trial version of TunePat Amazon Video Downloader only enables users to download the first 5 minutes of each video. After you purchase the product, you will get the register email and register code to unlock the limitations.

2. What benefits do I have after registration?

- Unlimited use during the subscription period without any function restrictions.
- FREE upgrades to the latest versions of the same product.
- FREE technical support.

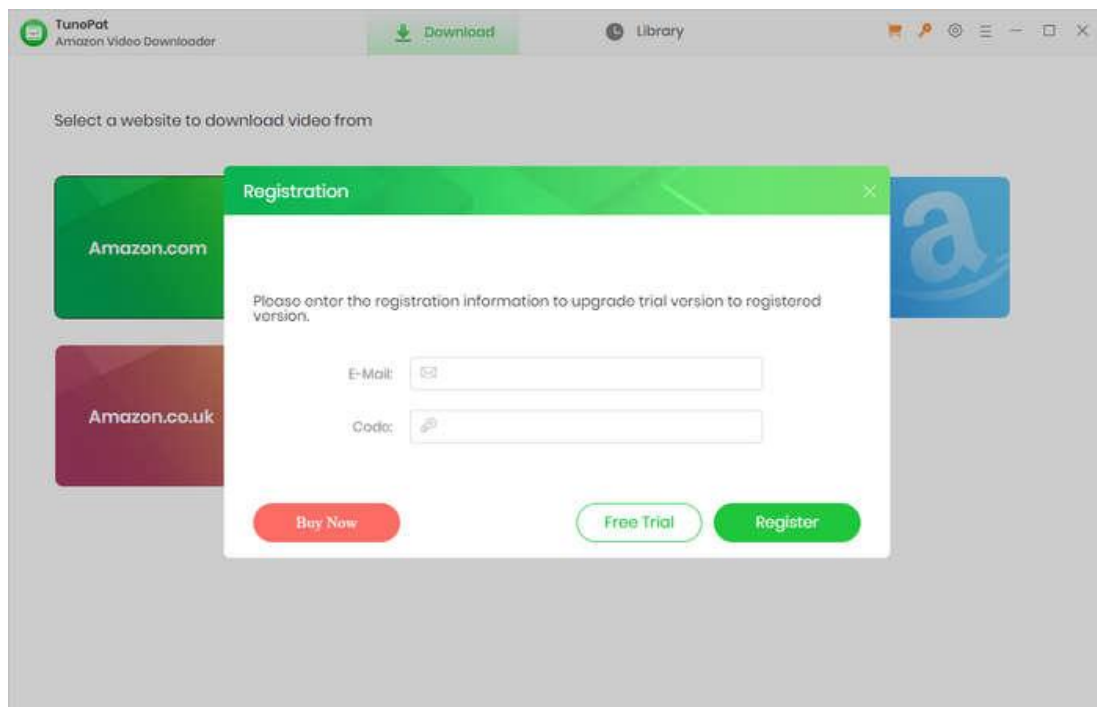


Register TunePat Amazon Video Downloader

Step 1: Run TunePat Amazon Video Downloader on a Windows PC or Mac, click the **Menu** button at the upper right corner of the interface, and choose “**Register**” in the drop-down menu. Or you can directly click on the key icon to open the registration window.

Step 2: Copy and paste the **registration email** and **code** you received into the registration popup window, then click the “**Register**” button.

Step 3: Once finished the registration process, the limitations of the trial version will be removed.

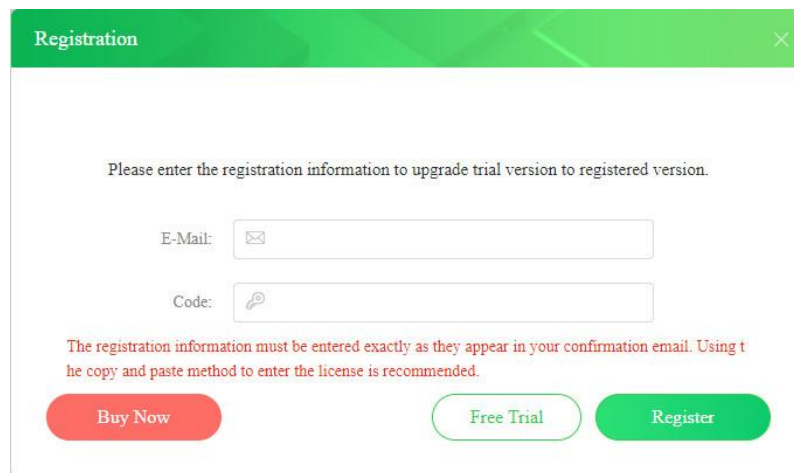




Tutorial of TunePat Amazon Video Downloader

Tips:

1. Make sure your computer is well-connected with the Internet.
2. We suggest you should copy & paste the registration information into the popup dialog.
3. Make sure both the registration email and registration key are provided by our company after purchasing. If you have not paid, please click **"Buy Now"** to get a license.
4. Please make sure the registration email and registration key you entered are both complete and correct, otherwise an error message will pop up as below:



The image shows a 'Registration' dialog box with a green header bar containing the title 'Registration' and a close button (X). The main area is white and contains the following elements:

- A message: "Please enter the registration information to upgrade trial version to registered version."
- An "E-Mail:" label next to a text input field with an envelope icon.
- A "Code:" label next to a text input field with a key icon.
- A red warning message: "The registration information must be entered exactly as they appear in your confirmation email. Using the copy and paste method to enter the license is recommended."
- Three buttons at the bottom: "Buy Now" (red), "Free Trial" (green with a border), and "Register" (green).



Installation & Interface

- [Installation](#)
- [Main Interface](#)
- [Menu](#)

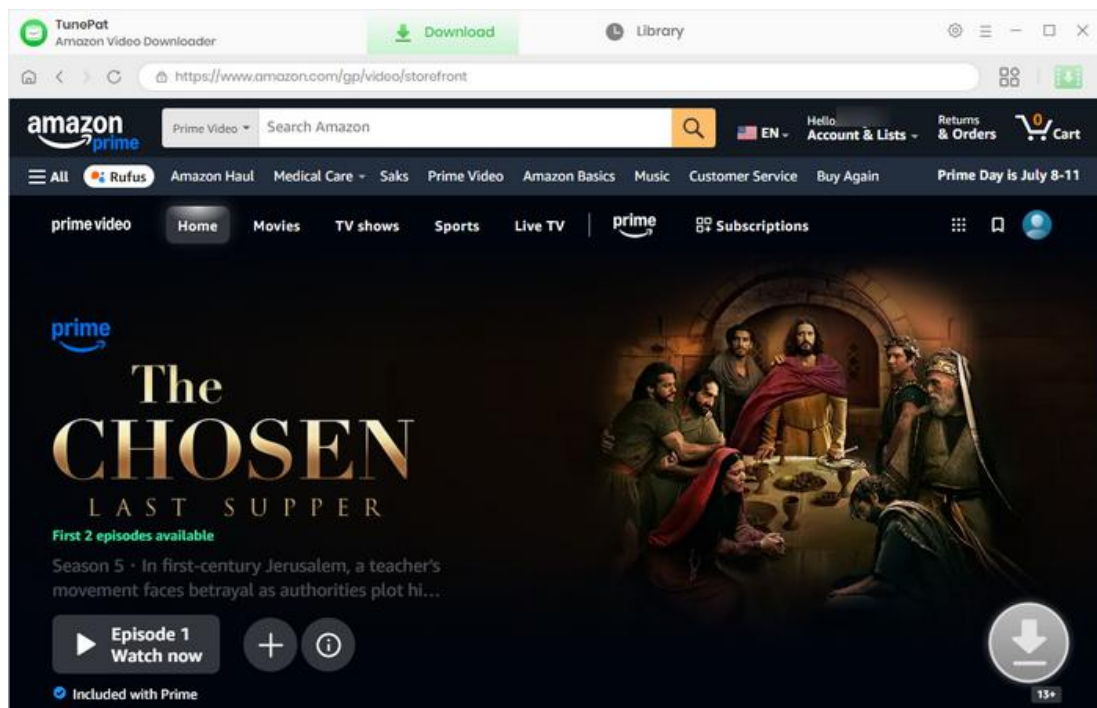
Installation

To install this product, please refer to the following steps:

1. Download the latest version of TunePat Amazon Video Downloader through TunePat's [Download Center](#).
2. Double-click the tunePAT-amazon-video-downloader.exe(.zip) file to accomplish a "single-click install".
3. After installing, you can double-click the TunePat icon to launch the program.

Main Interface

Run TunePat Amazon Video Downloader, you will see the simplified interface as below:

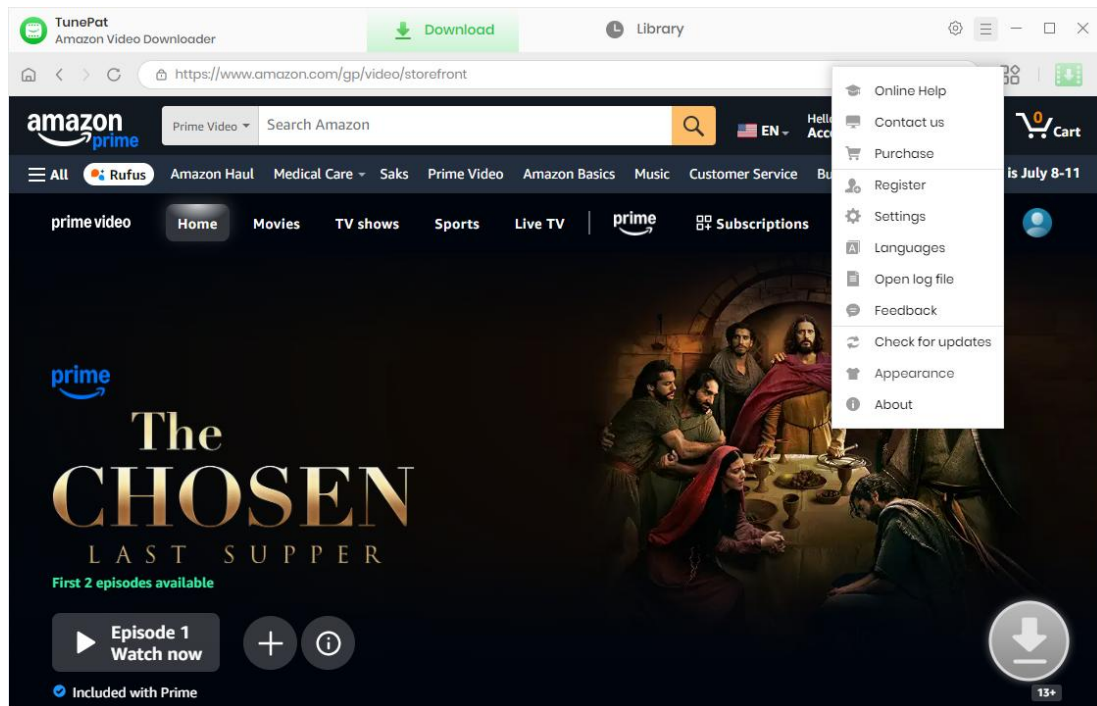




Tutorial of TunePat Amazon Video Downloader

Menu

Click the **"Menu"** button on the upper right corner of the main interface, you will see the drop-down list. Here you can choose to register the program, change the output settings, check for updates when a new version is available, ask for online help when you have any problem with the program, etc.





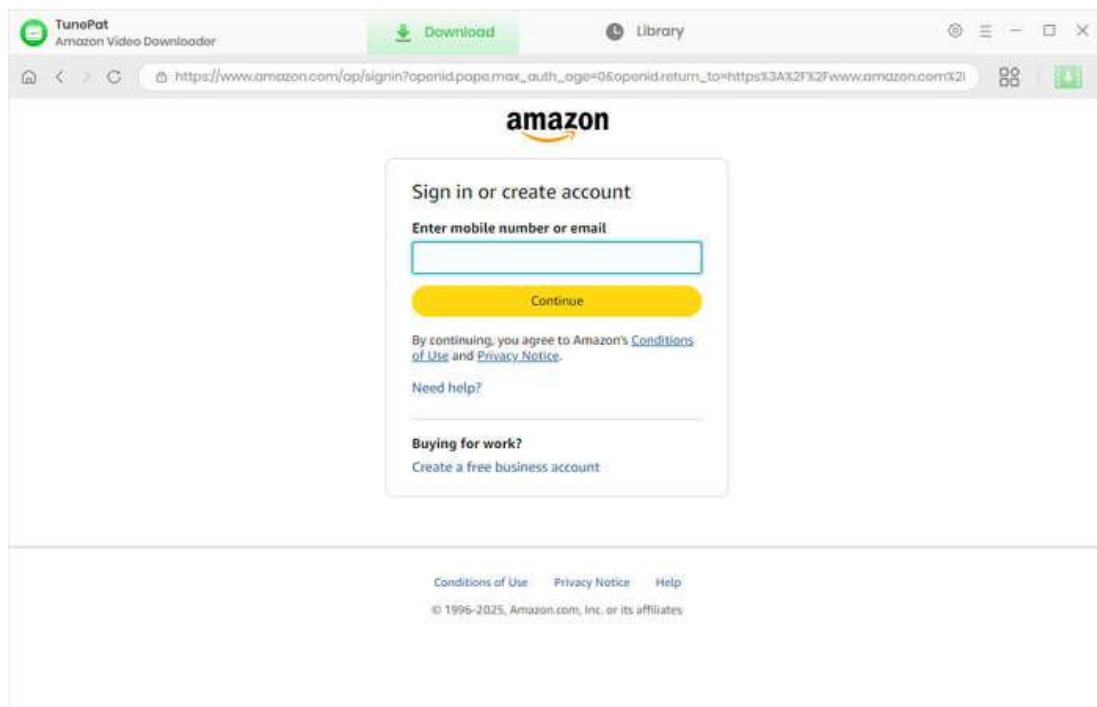
Tutorials

- [Log in to Amazon Account](#)
- [Customize the Output Settings](#)
- [Search for Amazon Video](#)
- [Select Advanced Download Settings](#)
- [Download Amazon Video](#)
- [Check Download History](#)

Log in to Amazon Account

Firstly, you need to log into Amazon with your account. Simply run TunePat Amazon Video Downloader, and choose the website that you are using to access Amazon Prime Video according to your Amazon account. Then the Prime Video web player will appear asking you to log in with your Amazon account.

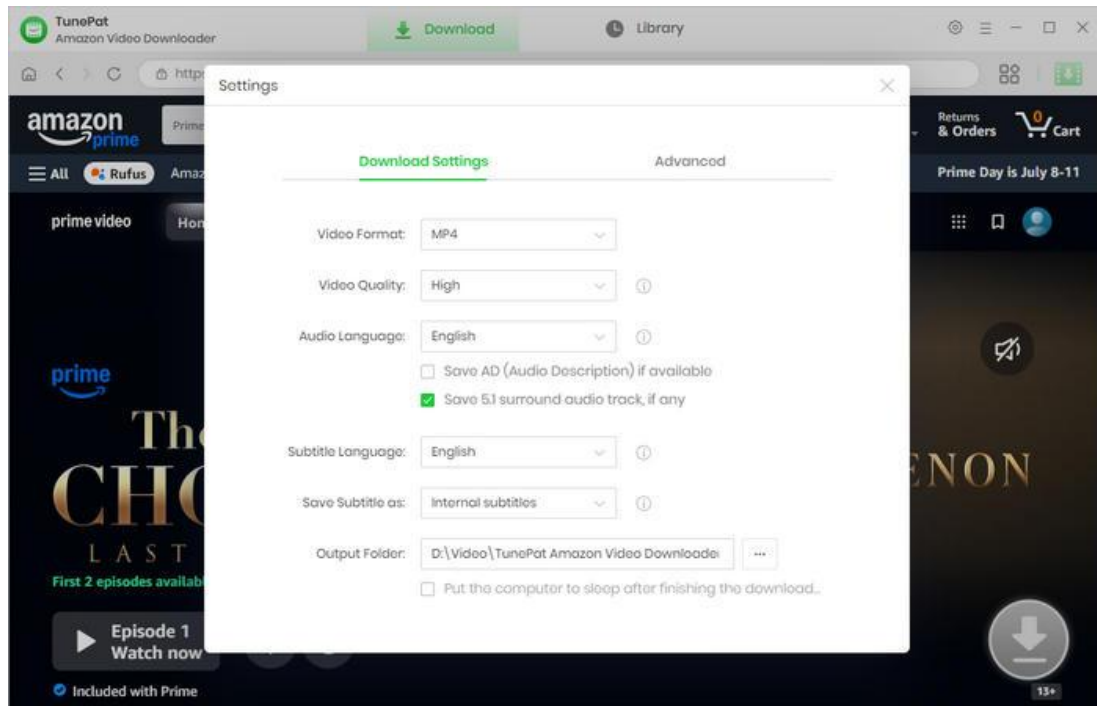
Note: TunePat will not take any information out of your account.





Customize the Output Settings

Click the **“Setting”** button on the upper right corner of the interface to customize the output settings. You can choose the output format (MP4 or MKV), video quality (Low, Medium, High), audio type, the language of the audio track and subtitle, the output path, and more.

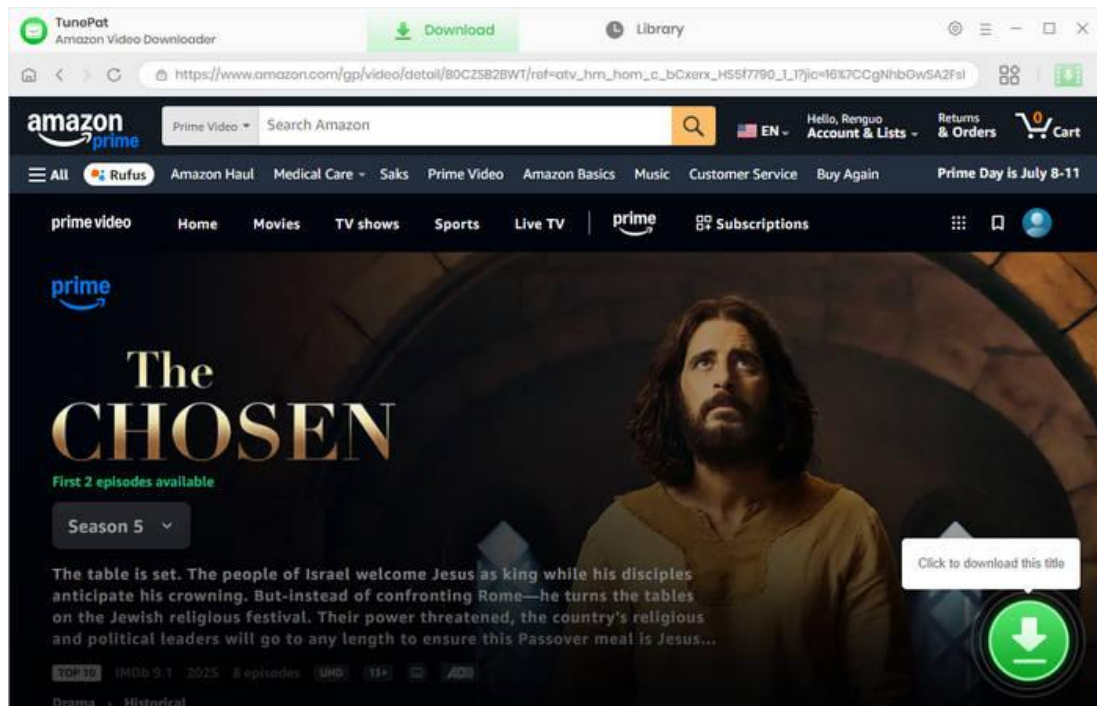




Tutorial of TunePat Amazon Video Downloader

Search for Amazon Video

Search for a video by entering the video's name, or copying & pasting the URL of the video to the search bar of TunePat Amazon Video Downloader. Besides, you can browse the embedded Prime Video web player to locate your target video. Open it, and hit on the green arrow named **"Click to download this title"**.

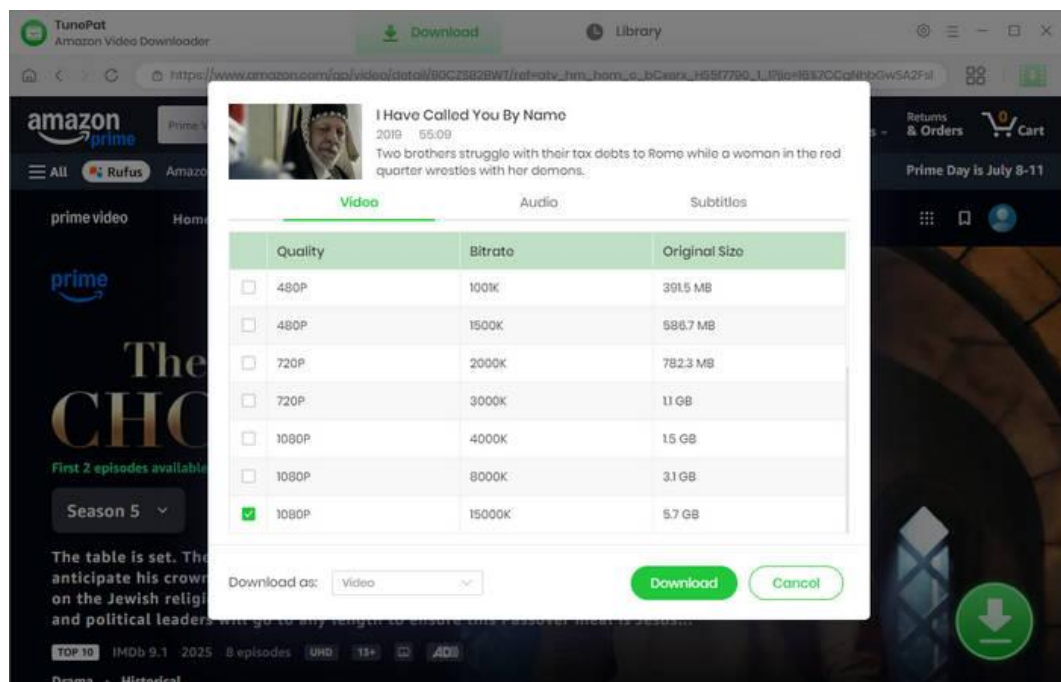
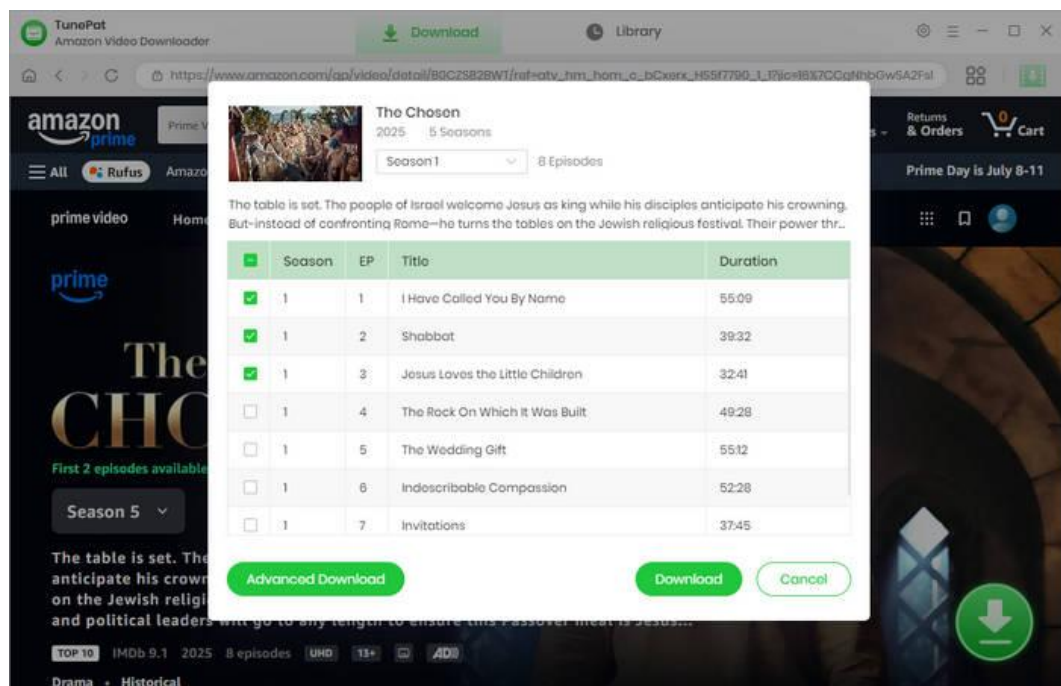




Select Advanced Download Settings

TunePat offers advanced download options that allow you to select specific video quality with different bit rates, as well as the language of audio tracks and subtitles for the chosen videos.

If you are downloading movies, you get the advanced options after clicking to download them. When you are downloading TV shows, you need to choose your target season and episodes from the pop-up window, then click on the **“Advanced Download”** button to the advanced options.

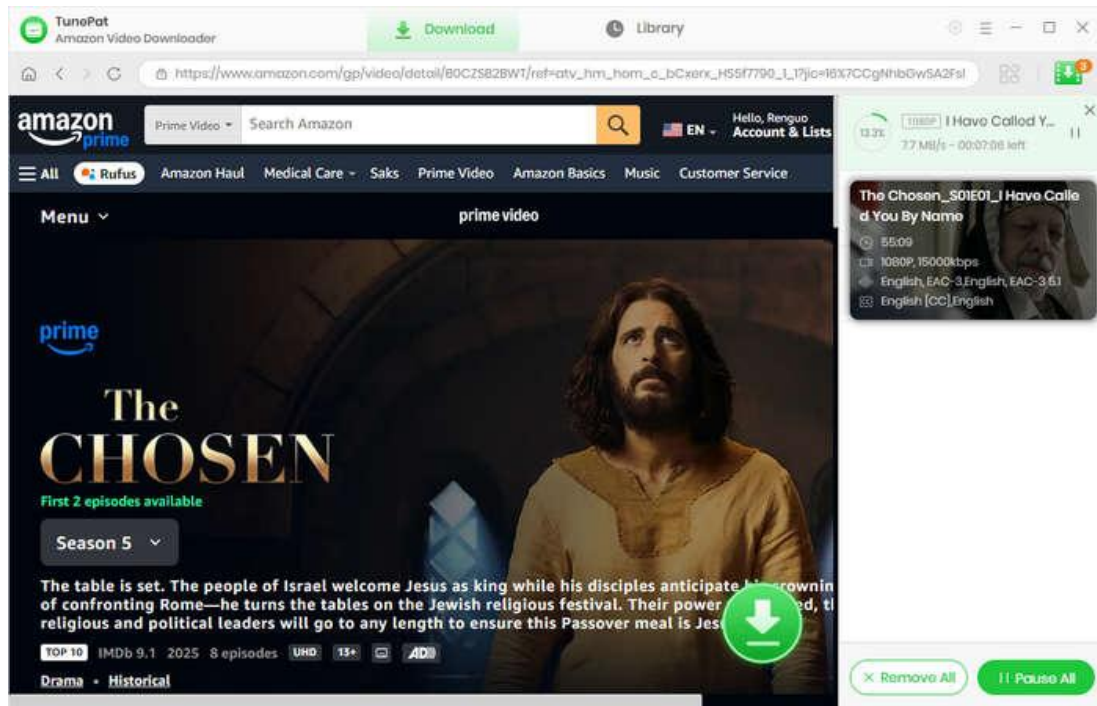




Tutorial of TunePat Amazon Video Downloader

Download Amazon Video

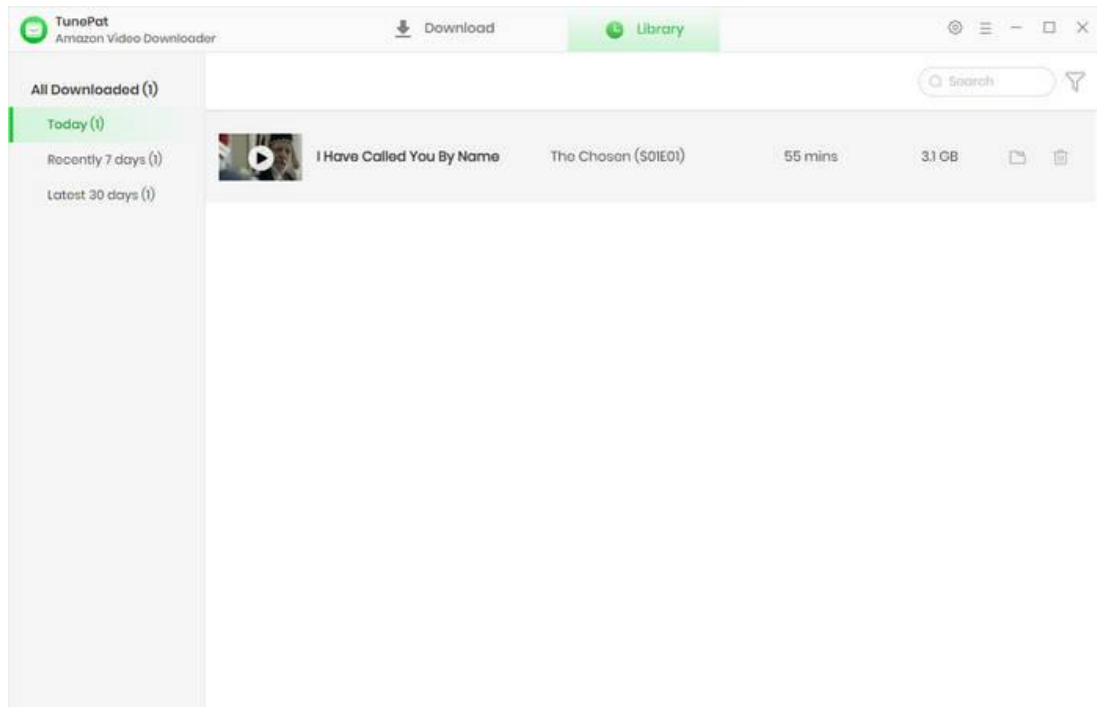
Click on the **“Download”** button to start downloading the videos. If you want to download more videos, repeat the previous adding action. Additionally, you can see the download progress on the right bar.





Check Download History

After downloading, you can check what you have downloaded by clicking the “**Library**” tab. Here you can find the record of all video files.





Technical Supports

- [Support](#)
- [Contact](#)

Support

For more information, please visit TunePat's Official Website!

Homepage: <https://www.tunepat-video.com/>

Product Page: <https://www.tunepat-video.com/amazon-video-downloader.html>

If you meet any problem, you may help yourself with TunePat FAQ!

FAQS Page: <https://www.tunepat-video.com/support/faq-amazon-video-downloader.html>

Support Page: <https://www.tunepat-video.com/amazon-video-downloader/online-help.html>

Contact

If you meet any problem when using our products, please contact TunePat technical support team for further assistance. Technical support inquiry, suggestion, feedback, proposal, compliments, or even criticism, are all welcome.

We are always ready to serve you with prompt and useful email support. From Monday to Sunday, we will answer your emails within 48 hours. Please allow time lag due to different time zones.

Support Email: support@tunepat.com